
















## COMPLEMENTOS DE MONTAGEM DE ESTANDES

### COMPLEMENTS OF MOUNT STANDS

**EVENTO:** \_\_\_\_\_ **LOCAL:** \_\_\_\_\_ **DATA do evento :** / / .  
**EXPOSITOR:** \_\_\_\_\_ **Nº STAND:** \_\_\_\_\_ **DATA:** \_\_\_\_\_  
**e-mail:** \_\_\_\_\_  
**CONTATO:** \_\_\_\_\_ **FONE:** \_\_\_\_\_ **FAX:** \_\_\_\_\_  
**ULTIMA DATA PARA CONFIRMAÇÃO :** / /

EQUIPAMENTOS		EQUIPMENT	U.S. \$(UNIT)	QDE.	TOTAL
<b>ref.</b>					
	<b>Complementos de Montagem</b>	<b>Complements Mount</b>			
1	Balcão modular de 1,00 x 0,50 c/porta correr e prateleira	 Desk modular 1.00 x 0.50 c/ port run and shelf	180,00		
2	Balcão vitrine de 1,00 x 0,50 fechado	 Counter window of 1.00 x 0.50 closed	220,00		
3	Balcão modular de 1,00 x 0,50 fechado	 Desk modular 1.00 x 0.50 closed	130,00		
4	Balcão modular curvo	 Modular desk curved	200,00		
5	Painel divisória TS 2,20 x 1,00	 Panel divisional TS 2.20 x 1.00	90,00		
5.1	Painel divisória TS 2,20 x 0,70	 Panel divisional TS 2.20 x 0.70	70,00		
5.2	Painel divisória TS 2,20 x 0,50	 Panel divisional TS 2.20 x 0.50	50,00		
6	Painel divisória 1/2 TS 1/2 Vidro 2,20 x 1,00	 Pane di viders 1 / 2 TS 1 / 2 Glass 2.20 x 1.00	120,00		
6.1	Painel divisória 1/2 TS 1/2 Vidro 2,20 x 1,00	 Pane di viders 1 / 2 TS 1 / 2 Glass 2.20 x 1.00	90,00		
6.2	Painel divisória 1/2 TS 1/2 Vidro 2,20 x 1,00	 Pane di viders 1 / 2 TS 1 / 2 Glass 2.20 x 1.00	60,00		
7	Porta TS 2,20 x 1,00	 TS port 2.20 x 1.00	160,00		
7.1	Porta 1/2 TS 1/2 vidro 2,20 x 1,00	 Port 1 / 2 TS 1 / 2 Glass 2.20 x 1.00	180,00		
7.2	Porta vidro 2,20 x 1,00	 Door glass 2.20 x 1.00	250,00		
8	Prateleira. mão francesa / Vidro p/metro	 Shelf French hand / Glass w/ meters	45,00		
9	Prateleira. mão francesa / madeira p/metro	 Shelf. French hand / Wood w/ meters	35,00		
10	Prateleira modulada de 1,00 x 0,50 p/metro	 Shelves modulated 1.00 x 0.50 p / meter	30,00		
11	Testeira Branca 1,00 x 1,00	 Headband White 1.00 x 1.00	70,00		
11.1	Testeira Branca 1,00 x 0,70	 Headband White 1.00 x 0.70	60,00		
11.2	Testeira Branca 1,00 x 0,50	 Headband White 1.00 x 0.50	50,00		
12	vitrine aberta/fechada 1,00 x 1,00	 window open / closed 1,00 x 1, 00	320,00		
12.1	vitrine aberta/fechada 1,00 x 0,70	 window open / closed 1.00 x 0.70	280,00		
12.2	vitrine aberta/fechada 1,00 x 0,50	 window open / closed 1.00 x 0.50	250,00		
	<b>Eletrica</b>	<b>Electrical</b>			
13	Arandela 60wats x 220/110	 Sconce 60wats x 220/110	30,00		
14	Spot dfe Erbutir (Olo de Boi)	 Spot dfe Embedding (Ox Eye)	40,00		
15	Refletor HQI	 HQI Reflector	80,00		
16	Ponto de Tomada até 15a	 Point Taken by 15th	20,00		
17	Ponto de Tomada Trifásica/ informatica	 Point Taken Triphase/ informatica	30,00		
	<b>Piso</b>	<b>Floor</b>			
18	Tablado 2,00 x 1,00 p/m2	 Tablado 2.00 x 1.00 p/m2	15,00		
19	Forração colorida p m2	Lining color p m2	20,00		
20	Decorflex (bco.marm.c.aria) p/m2	Decorflex (bco.marm.c.aria) p/m2	30,00		
21	MDF branco 15mm por chapa p/m2	15mm MDF white plate by p/m2	50,00		
22	Decorflex ( decorado) p/m2	Decorflex (decorated) p/m2	45,00		